





















Subject	Autumn 1	Autumn 2	Spring 1	Spring 2	Summer 1	Summer 2
EYFS	<u>Skill focus:</u>	<u>Skill focus:</u>	<u>Skill focus:</u>	<u>Skill focus:</u>	<u>Skill focus:</u>	<u>Skill focus:</u>
Developing skills and building foundations and knowledge of different art techniques.	Painting	Materials and Textiles	Sculpture	Drawing	Digital Media	Printing
	Colour mixing	Weaving paper / wool / ribbon onto different surfaces including:	Building on our knowledge of working with playdough, explore clay, investigating how to manipulate it to create different shapes and experiment in using different tools to make different marks.	Throughout the year, offer mark making opportunities using a variety of tools, including: pencils, crayons, pastels, ballpoints, chalk	Using an iPad to take a photo.	Exploring process art and using printing to improve fine motor skills and accuracy.
	Investigating types of brushes and other painting tools	Plastic looms		Explore the use of line, shape and pattern	Using the IWB screen to create pictures using the paint tool.	
ARTIST FOCUS':	The colour wheel	Wire cooling racks and shelves				
Wassily Kandinsky	Mixing powder paints	Fences and gates - (weaving on a larger scale)		*Observational drawing		
Henri Matisse	*Self portraits	*Weaving using large plastic needles				
Gustav Klimt						
						
						



<p>Year 1/2 (Year A)</p>	<p>Drawing & Printing – Focus on relief printing techniques - links to historical enquiry: <i>The Great Fire of London</i>.</p> 	<p>Drawing & Materials and Textiles – Focus on learning about different fabrics and weaving. Link to Everyday Materials in science.</p> 	<p>Drawing & Sculpture – focus on Andy Goldsworthy sculptures linked to Living Things and Their Habitats.</p> 
<p><i>All work to include initial focus on work of artists, craft makers or designers.</i></p>			
<p>Year 1/2 (Year B)</p>	<p>Drawing & Painting – Focus on style of Jackson Pollock splatter painting. Link to Guy Fawkes and fireworks.</p> 	<p>Drawing & Digital Media – Focus on the work of Piet Mondrian. Use tools in Google Slides to create shapes and fill with colour. Link to shape work in mathematics.</p> 	<p>Drawing & Collage – Focus on creating a piece of art inspired by the work of Yayoi Kasama - 'the princess of polka dots'! https://lilliangray.co.za/yayoi-kusama-flower-collage-with-lillian-gray/</p>



			
	<i>All work to include initial focus on work of artists, craft makers or designers.</i>		
Year 3/4 (Year A)	Drawing & Materials and Textiles – Stone Age people used natural dyes like walnut husk and elderberries to dye the fabric they had made. Using white cotton, experiment with different natural dyes.	Drawing & Digital Media – Focus on portrait work of Pablo Picasso. Use editing tools on Google Slides to create Picasso inspired portraits.	Drawing & Printing . Link to science topic of light and dark. Following inspiration from Mary Quant and Bridget Riley, experiment with different types of prints, using block and collagraph techniques to make a representation of light and dark.
			
<i>Sketchbooks used to record observations through all topics. Focus on great artists, architects and designers.</i>			



**Year 3/4
(Year B)**

Drawing & Sculpture – Linking to the rainforest topic, focus on Mayan sculpture and in particular the event masks and death masks.



<https://www.accessart.org.uk/news/paper-heads-sharon-gale/>

Drawing & Painting – A series of stand-alone sessions that will focus on revisiting and refining watercolour skills.



*Lorene Edwards Forkner - Colour in and out of the Garden.









Drawing & Collage - Focus on the work of Brianna McCarthy, an artist from the Caribbean who makes collages of imaginary faces. Link to PSHE discussions around beauty, stereotypes and the representation of black women in art.



Sketchbooks used to record observations through all topics. Focus on great artists, architects and designers.



<p>Year 5/6 (Year A)</p>	<p>Drawing & Materials and Textiles - Focus on Egyptian images and then planning and sketching an Ancient Egyptian Cartouche, before completing their design using fabric.</p> 	<p>Drawing & Digital Media – Linking to the geography work on rivers, take photographs of water in different and interesting ways and use editing tools on the iPads and Chromebooks to alter the images. Focus on work inspired by Ansel Adams.</p> 	<p>Drawing & Collage – Focus on landscape work by David Hockney. Link to local artwork.</p> 
<p><i>Sketchbooks used to record observations through all topics. Focus on great artists, architects and designers.</i></p>			
<p>Year 5/6 (Year B)</p>	<p>Drawing and Printing</p> <p>Drawing & Printing – Design a printing tile in the style of William Morris to create patterns inspired by nature whilst exploring rotational symmetry.</p> 	<p>Drawing & Sculpture – Focus on WWII and Alberto Giacometti, constructing sculptures with wire and modroc.</p> 	<p>Drawing & Painting – Focus on work of local artist with fishing trawlers by Dennis Chapman, before producing a similar watercolour painting of the Titanic - link to history topic.</p> 



Sketchbooks used to record observations through all topics. Focus on great artists, architects and designers.