





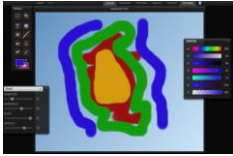



















Subject	Autumn 1	Autumn 2	Spring 1	Spring 2	Summer 1	Summer 2
<p>EYFS</p> <p>Developing skills and building foundations and knowledge of different art techniques.</p> <p>ARTIST FOCUS':</p> <p>Wassily Kandinsky</p> <p>Henri Matisse</p> <p>Gustav Klimt</p>	<p><u>Skill focus:</u></p> <p>Painting</p> <p>Colour mixing</p> <p>Investigating types of brushes and other painting tools</p> <p>The colour wheel</p> <p>Mixing powder paints</p> <p>*Self portraits</p>  	<p><u>Skill focus:</u></p> <p>Materials and Textiles</p> <p>Weaving paper / wool / ribbon onto different surfaces including:</p> <p>Plastic looms</p> <p>Wire cooling racks and shelves</p> <p>Fences and gates - (weaving on a larger scale)</p> <p>*Weaving using large plastic needles</p> 	<p><u>Skill focus:</u></p> <p>Sculpture</p> <p>Building on our knowledge of working with playdough, explore clay, investigating how to manipulate it to create different shapes and experiment in using different tools to make different marks.</p> 	<p><u>Skill focus:</u></p> <p>Drawing</p> <p>Throughout the year, offer mark making opportunities using a variety of tools, including: pencils, crayons, pastels, ballpoints, chalk</p> <p>Explore the use of line, shape and pattern</p> <p>*Observational drawing</p> 	<p><u>Skill focus:</u></p> <p>Digital Media</p> <p>Using an iPad to take a photo.</p> <p>Using the IWB screen to create pictures using the paint tool.</p>  	<p><u>Skill focus:</u></p> <p>Printing</p> <p>Exploring process art and using printing to improve fine motor skills and accuracy.</p>   



<p>Year 1</p>	<p>Drawing & Painting – Focus on style of Jackson Pollock splatter painting. Link to Guy Fawkes and fireworks.</p> 	<p>Drawing & Digital Media – Focus on the work of Piet Mondrian. Use the computer program 'Paintz' to create shapes and fill with colour. Link to shape work in mathematics.</p> 	<p>Drawing & Collage – Focus on creating a piece of art inspired by the work of Yayoi Kusama - 'the princess of polka dots'! https://lilliangray.co.za/yayoi-kusama-flower-collage-with-lillian-gray/</p> 
<p>Year 2</p>	<p>Drawing & Printing – Focus on relief printing techniques - links to historical enquiry: <i>The Great Fire of London</i>.</p> 	<p>Drawing & Materials and Textiles – Focus on learning about different fabrics and weaving. Link to Everyday Materials in science.</p> 	<p>Drawing & Sculpture – focus on Andy Goldsworthy sculptures linked to Living Things and Their Habitats.</p> 



<p>All work to include initial focus on work of artists, craft makers or designers.</p>			
<p>Year 3/4 (Year A)</p>	<p>Drawing & Digital Media – Focus on portrait work of Pablo Picasso. Use editing tools on Google Slides to create Picasso inspired portraits.</p> 	<p>Drawing & Materials and Textiles – Stone Age people used natural dyes like walnut husk and elderberries to dye the fabric they had made. Using white cotton, experiment with different natural dyes.</p> 	<p>Drawing & Printing. Link to science topic of light and dark. Following inspiration from Mary Quant and Bridget Riley, experiment with different types of prints, using block and collagraph techniques to make a representation of light and dark.</p> 
<p>Sketchbooks used to record observations through all topics. Focus on great artists, architects and designers.</p>			
<p>Year 3/4 (Year B)</p>	<p>Drawing & Sculpture – Linking to the rainforest topic, focus on Mayan sculpture and in particular the event masks and death masks.</p>  <p>https://www.accessart.org.uk/news/paper-heads-sharon-gale/</p>	<p>Drawing & Painting – A series of stand-alone sessions that will focus on revisiting and refining watercolour skills.</p>  <p>*Lorene Edwards Forkner - Colour in and out of the Garden.</p>	<p>Drawing & Collage - Focus on the work of Brianna McCarthy, an artist from the Caribbean who makes collages of imaginary faces. Link to PSHE discussions around beauty, stereotypes and the representation of black women in art.</p> 



Sketchbooks used to record observations through all topics. Focus on great artists, architects and designers.

**Year 5/6
(Year A)**

Drawing & Materials and Textiles - Using cross-stitch and appliqué to decorate and assemble Egyptian collars, which represent the children's unique personalities.






Drawing & Digital Media – Linking to the geography work on rivers, take photographs of water in different and interesting ways and use editing tools on the iPads and Chromebooks to alter the images. Focus on work inspired by Ansel Adams.



Drawing & Collage – Focus on landscape work by David Hockney. Link to local artwork.





	<i>Sketchbooks used to record observations through all topics. Focus on great artists, architects and designers.</i>		
Year 5/6 (Year B)	<p>Drawing and Printing</p> <p>Drawing & Printing – Design a printing tile in the style of William Morris to create patterns inspired by nature whilst exploring rotational symmetry.</p> 	<p>Drawing & Sculpture – Focus on WWII and Alberto Giacometti, constructing sculptures with wire and modroc.</p> 	<p>Drawing & Painting – Focus on work of local artist with fishing trawlers by Dennis Chapman, before producing a similar watercolour painting of the Titanic - link to history topic.</p> 
	<i>Sketchbooks used to record observations through all topics. Focus on great artists, architects and designers.</i>		