





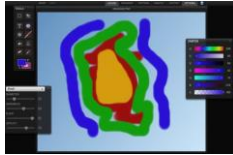











Subject	Autumn 1	Autumn 2	Spring 1	Spring 2	Summer 1	Summer 2
<p>EYFS</p> <p>Developing skills and building foundations and knowledge of different art techniques.</p> <p>ARTIST FOCUS':</p> <p>Wassily Kandinsky</p> <p>Henri Matisse</p> <p>Gustav Klimt</p>	<p><u>Skill focus:</u></p> <p>Painting</p> <p>Colour mixing</p> <p>Investigating types of brushes and other painting tools</p> <p>The colour wheel</p> <p>Mixing powder paints</p> <p>*Self portraits</p>  	<p><u>Skill focus:</u></p> <p>Materials and Textiles</p> <p>Weaving paper / wool / ribbon onto different surfaces including:</p> <p>Plastic looms</p> <p>Wire cooling racks and shelves</p> <p>Fences and gates - (weaving on a larger scale)</p> <p>*Weaving using large plastic needles</p> 	<p><u>Skill focus:</u></p> <p>Sculpture</p> <p>Building on our knowledge of working with playdough, explore clay, investigating how to manipulate it to create different shapes and experiment in using different tools to make different marks.</p> 	<p><u>Skill focus:</u></p> <p>Drawing</p> <p>Throughout the year, offer mark making opportunities using a variety of tools, including: pencils, crayons, pastels, ballpoints, chalk</p> <p>Explore the use of line, shape and pattern</p> <p>*Observational drawing</p> 	<p><u>Skill focus:</u></p> <p>Digital Media</p> <p>Using an iPad to take a photo.</p> <p>Using the IWB screen to create pictures using the paint tool.</p>  	<p><u>Skill focus:</u></p> <p>Printing</p> <p>Exploring process art and using printing to improve fine motor skills and accuracy.</p>   




Year 1	<p>Drawing & Painting – Focus on style of Jackson Pollock splatter painting. Link to Guy Fawkes and fireworks.</p> 	<p>Drawing & Digital Media – Focus on the work of Piet Mondrian. Use the computer program 'Paintz' to create shapes and fill with colour. Link to shape work in mathematics.</p> 	<p>Drawing & Collage – Focus on creating a piece of art inspired by the work of Yayoi Kusama - 'the princess of polka dots'! https://lilliangray.co.za/yayoi-kusama-flower-collage-with-lillian-gray/</p> 
	<p><i>All work to include initial focus on work of artists, craft makers or designers.</i></p>		
Year 2	<p>Drawing & Printing and Painting – 'Drawing Dinosaurs: Fossils, Footprints & Scales' explores the world of dinosaurs through drawing, painting and simple printing techniques.</p>	<p>Drawing -Observational skills This art unit focuses on developing children's observational drawing skills by encouraging them to carefully study and record real-life natural objects such as trees, plants and insects. The unit builds towards a final, more detailed drawing and a small portfolio of observational sketches that demonstrate clear progression and increased confidence in drawing</p>	<p>Drawing & Sculpture This art unit engages the children in creating nature-inspired sculptures using clay and natural materials to explore and represent the physical features of the UK, inspired by the work of Andy Goldsworthy.</p>



- links to historical enquiry:



'Dinosaurs
(Mesozoic



Era)'

from life.




All work to include initial focus on work of artists, craft makers or designers.

**Year 3/4
(Year A)**

Drawing & Materials and Textiles – Stone Age people used natural dyes like walnut husk and elderberries to dye the fabric they had made. Using white cotton, experiment with different natural dyes.



Drawing & Digital Media – Focus on portrait work of Pablo Picasso. Use editing tools on Google Slides to create Picasso inspired portraits.



Drawing & Printing. Link to science topic of light and dark. Following inspiration from Mary Quant and Bridget Riley, experiment with different types of prints, using block and collagraph techniques to make a representation of light and dark.





Sketchbooks used to record observations through all topics. Focus on great artists, architects and designers.

**Year 3/4
(Year B)**

Drawing & Sculpture

The children will explore the vibrant forms and textures of the South American rainforest through hands-on clay sculpting, inspired by nature and artists like Henrique Oliveira, to create their own imaginative rainforest sculptures.



Drawing & Painting – A series of stand-alone sessions that will focus on revisiting and refining watercolour skills.



*Lorene Edwards Forkner - Colour in and out of the Garden.









Drawing & Collage

- Focus on the work of Brianna McCarthy, an artist from the Caribbean who makes collages of imaginary faces. Link to PSHE discussions around beauty, stereotypes and the representation of black women in art.



Sketchbooks used to record observations through all topics. Focus on great artists, architects and designers.



Year 5/6 (Year A)	<p>Drawing & Materials and Textiles - To learn how to cross-stitch and appliqué to decorate and assemble Egyptian collars, which represent the children's unique personalities.</p> 	<p>Drawing & Digital Media – Linking to the geography work on rivers, take photographs of water in different and interesting ways and use editing tools on the iPads and Chromebooks to alter the images. Focus on work inspired by Ansel Adams.</p> 	<p>Drawing & Collage – Focus on landscape work by David Hockney. Link to local artwork.</p> 
	<p><i>Sketchbooks used to record observations through all topics. Focus on great artists, architects and designers.</i></p>		
Year 5/6 (Year B)	<p>Drawing and Printing</p> <p>Drawing & Printing – Design a printing tile in the style of William Morris to create patterns inspired by nature whilst exploring rotational symmetry.</p> 	<p>Drawing & Sculpture – Focus on WWII and Alberto Giacometti, constructing sculptures with wire and modroc.</p> 	<p>Drawing & Painting</p> <p>Children will study the vibrant, patterned art of Beatriz Milhazes and use her style as inspiration to create a bold portrait of an endangered animal. They will develop drawing, colour mixing, and pattern design skills before combining them into a final mixed-media piece.</p> 



Sketchbooks used to record observations through all topics. Focus on great artists, architects and designers.